



EAGLE TEMPO



INSPIRED BY YOUR PASSION.

DISCOVER
MORE







EAGLE TEMPO



Your place is full, orders are flying in thick and fast, meanwhile, Victoria Arduino's Eagle Tempo is calmly taking care of business

With portafilters fresh for the next basket, three different-sized cups brewing simultaneously, you finish one order in a rich foam and you're on to the next.

- Pre-programmed, one-touch simplicity
- Beauty and brains redefined
- Energy efficient, environmentally conscience
- High productivity



WATCH
THE VIDEO





POETRY IN MOTION

Handsome features ensure the Eagle Tempo won't go unnoticed, yet it's compact enough to fit into the modest of spaces. Whether you're serving one or a dozen customers, a handful of patented technologies guarantee that every single beverage is as good as the last. With effortless efficiency, the Eagle Tempo provides the ultimate solution for restaurants, roasteries, bakeries, patisseries and bars that simply want to deliver a consistent cup everyday.

With effortless efficiency, the Eagle Tempo simply delivers your favourite coffee and plant-based beverages, time after time









DESIGN SUSTAINABILITY TECHNOLOGY

Eagle Tempo is more energy efficient than our previous model, which is better for both your business and the environment

TOUCH SCREEN DISPLAY

1 Control the brew at a glance. The touchscreen display allows the barista to read brewing information, create recipes, change settings and navigate auxiliary functions in an instant.

HIGH VOLUME BOILERS


2 high volume and insulated boilers to grant high productivity for coffee and milk based drinks and to reduce energy dispersions.

T.E.R.S.

3 Patented system T.E.R.S. (Thermal Energy Recovery system), uses the discharged water to pre-heat the incoming water through a recycling method to minimise waste.



EFFORTLESSLY
EFFICIENT



PRE-PROGRAMMED RECIPES

4
Five buttons for different pre-programmed coffee recipes.

NEO TECH

5
The new NEO Tech engine (New Engine Optimization) guarantees high performance while reducing the energy consumption of the machine.

STEAM BY WIRE

6
Quality dry steam for super cream. Whether it's plant or dairy based, we have two pressure settings (purge and steam) to deliver impeccable steam. Select the one that suits you and you're all set.

V ictoria Arduino's exclusive **NEO TECH**

(New Engine Optimization) offers high productivity

by using up to 29% less energy than the previous model by employing multi-boiler technology, an instant heating system and a unique insulation mechanism that reduces both heat dispersion and energy consumption. It's simple to use too, the barista sets the temperature on the display and the Eagle Tempo maintains the same temperature during the whole dispensing phase for the production of consistently high-quality beverages. And thanks to a bigger boiler the preparation of milk and plant-based beverages are a cinch.

TERS (Thermal Energy Recovery System) gathers the heat from the used outgoing water to help heat the fresh incoming water. Not only does this save on your consumption of electricity by about 8%, it saves you money while keeping your ecological credentials in check.



NEO TECH & TERS

STEAM BOILER

1

Capacity: 8 Lt
Power: 4000 W (2 groups)
4500W (3 groups)
Range: 0.8-2.5 bar
(optimum 2.1 bar)
Material: stainless steel
Regulation: Digital pressostat

DISPENSING GROUP

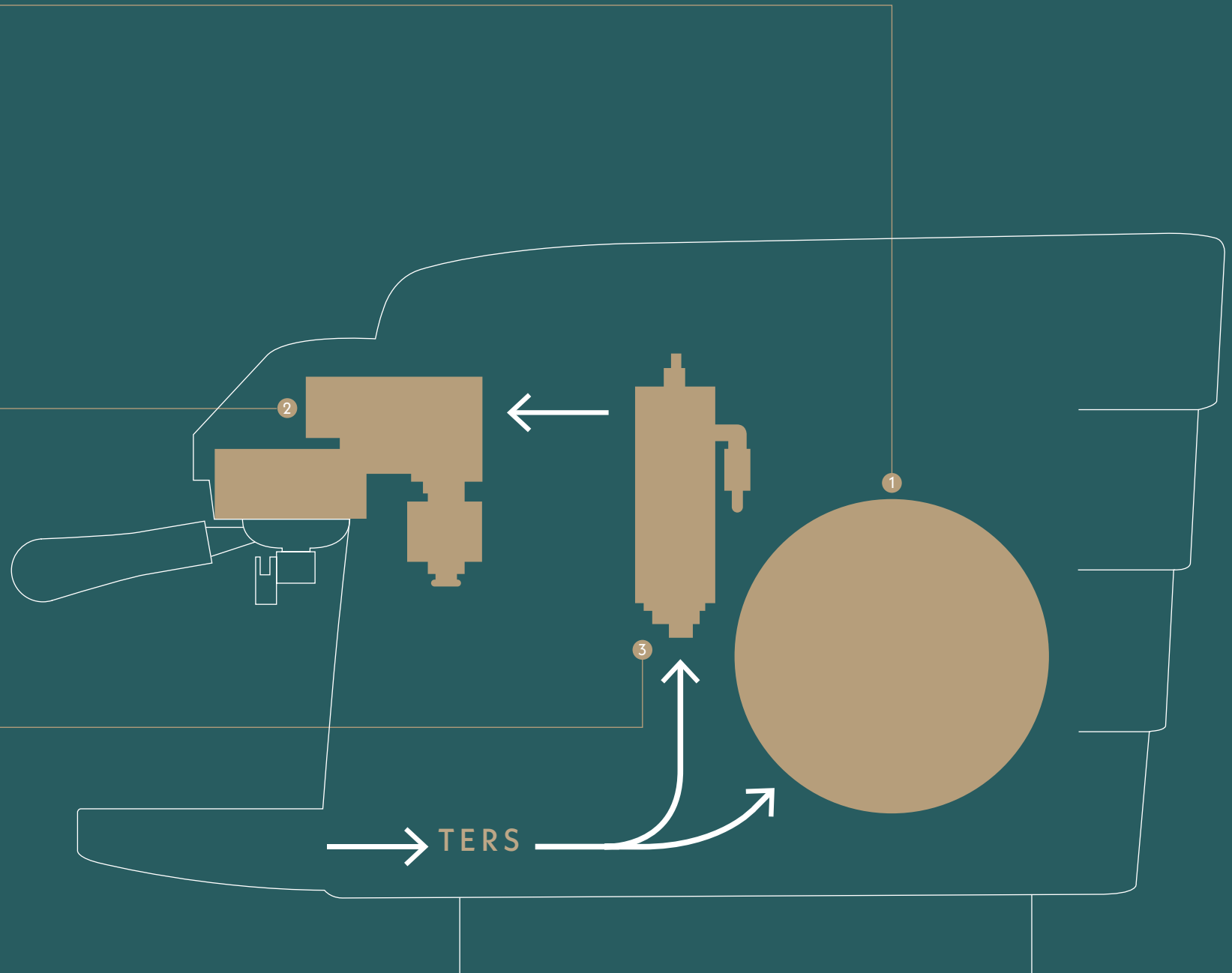
2

Weight: 3.5 kg
Power: 300 W
Range: 80-105°C
Material: brass
Regulation: temperature probe

COFFEE BOILER

3

Capacity: 0.14 lt
Power: 600 W
Range: 80-105°C
Material: stainless steel
Regulation: temperature probe



TECHNOLOGY

STEAM BY WIRE

With two controls, purge and steam, the barista can serve exceptional cappuccinos thanks to steam-by-wire technology, delivered via the innovative steam wand that features a tangential perforated nozzle. Simply push the electronically controlled steam lever, moulded in aluminium and ergonomically designed for easy activation, and you're all set. Steam by Wire generates a perfect vortex of milk in the steam pitcher that optimizes the micronization of the milk, or plant-based drinks, to guarantee a dense, silky cream. The electronic system also ensures the quality of dry steam remains constant, thanks to Eagle Tempo's high-volume stainless-steel boilers that can maintain a constant pressure of 2.1 bar.



Steam by Wire generates a perfect vortex of milk in the steam pitcher that optimizes the micronization of the milk

EASY CREAM

You've got perfect dry steam, but ensuring it's used correctly to dress your cappuccino/latte/flat white is an art in itself, but Easycream quickly takes all the drama out of creating the perfect foam for your brew. Whether you're using dairy milk or a plant-based alternative, our wand features automatic steaming for a fast, consistent cream that's rapidly delivered at the optimum temperature to ensure your milk is always pillow soft. Time after time after time...



Our Easycream wand automatically controls the steam to ensure your milk is always pillow soft

OPTIONAL FEATURES



CUPWARMER

Made in stainless steel, Eagle Tempo's adhesive silicone cup warmer resistance ensures that the temperature, set by the Barista on the display, remains perfectly consistent. Simple as that.

Dimensions:

3 groups version - 984 mm x 371 mm

2 groups version - 754 mm x 371 mm



COOLTOUCH STEAM WAND

The stainless-steel steam wand is always cool to the touch, its 360° rotation and gooseneck shape make it ideal for big-capacity jugs.



HEADLIGHTS

Each of the two or three group heads come with customisable, ergonomic headlights. In addition to lighting up the working area so you can see what you're doing, being able to identify the function of a button at a glance is going to be enormously appreciated when you've got a rush of customers. And it'd be remiss if we didn't complement the aesthetic concept with some beautiful iridescence to light up your life. You're welcome.



LOW OR HIGH GROUPS

These days, the traditional 8oz Cappuccino is served alongside 12 or 16oz paper cups for customers on the move. For this reason, the Eagle Tempo's drip tray height is available in two sizes, one standard for the 8oz cups and one to accommodate the larger cups. The Eagle Tempo also comes with a bigger working area, a larger drain and removable stainless-steel panels, making it a cinch to keep your workstation clean, practical and efficient.




STAINLESS STEEL DRIPTRAY (NEW DESIGN)

We've designed a brand-new Stainless steel Driptray that's easier to clean with a dedicated slot for purge and a frontal panel with a reverse mirror that allows the barista to check the quality of extraction, but without having to squat down!



AUTOPURGE

Having to stop and clean the portafilter slows things down, it takes up valuable moments when you could be doing something else. Victoria Arduino's Autopurge technology helps to speed up the workflow and saves on water waste. This time-saving feature will automatically clean the portafilters when you're not using them, so they're always fresh for the next basket. That's one less thing to worry about and more time to focus on your customers, all in one fell swoop.





CHOOSE YOUR STYLE



Matt Black with Stainless Steel Eagle



Matt White with Stainless Steel Eagle

3 Groups

Compliment your style with one of Eagle Tempo's unique designs

Also available in low groups



Stainless Steel with Stainless Steel Eagle



Heritage - Stainless steel with Brass Eagle and brass rear bands

Specifications	3 Groups
Height	41.6 cm
Width	105.5 cm
Depth	65 cm
Voltage	220-380V
Watt	7400 W
Coffee Boiler Capacity	0.14 L
Steam Boiler Capacity	8 L
Net Weight	73 kg

Features	3 Groups
NEO Technology	Included
Steam-by-Wire	Included
Insulated boilers	Included
Headlights	Optional
Cupwarmer	Optional
Low or raised groups	Optional
Touchscreen Display	Included
Autopurge	Optional
Easycream	Optional

3 Group Colour Options	Aluminium Side Panels	Stainless Steel Rear Panels	Eagle	Rear Bands
Black	Matt black	Matt black	Stainless Steel	Matt Black
White	Matt white	Matt white	Stainless Steel	Shiny White
Stainless Steel	Chrome	Chrome	Stainless Steel	Stainless Steel
Heritage	Chrome	Chrome	Brass	Brass



Matt Black with Stainless Steel Eagle



Matt White with Stainless Steel Eagle

2 Groups

Compliment your style with one of Eagle Tempo's unique designs

Also available in low groups



Stainless Steel with Stainless Steel Eagle



Heritage - Stainless steel with Brass Eagle and brass rear bands

Specifications	2 Groups
Height	41.6 cm
Width	82.5 cm
Depth	65 cm
Voltage	220-380V
Watt	6000 W
Coffee Boiler Capacity	0.14 L
Steam Boiler Capacity	8 L
Net Weight	62 kg

Features	2 Groups
NEO Technology	Included
Steam-by-Wire	Included
Insulated boilers	Included
Headlights	Optional
Cupwarmer	Optional
Low or raised groups	Optional
Touchscreen Display	Included
Autopurge	Optional
Easycream	Optional

2 Group Colour Options	Aluminium Side Panels	Stainless Steel Rear Panels	Eagle	Rear Bands
Black	Matt black	Matt black	Stainless Steel	Matt Black
White	Matt white	Matt white	Stainless Steel	Shiny White
Stainless Steel	Chrome	Chrome	Stainless Steel	Stainless Steel
Heritage	Chrome	Chrome	Brass	Brass

BACK AGAIN
TOMORROW









Victoria Arduino
INSPIRED BY YOUR PASSION.

Simonelli Group SpA
Via E. Betti, 1
62020 Belforte del Chienti (MC) Italy
P. +39 0733 9501
info@victoriaarduino.com
victoriaarduino.com/eagletempo



Victoria Arduino

A decorative graphic element consisting of two curved lines that meet at a central point, forming a stylized, symmetrical shape that resembles a wing or a flourish.

INSPIRED BY YOUR PASSION.